

ECO-POWERED INNOVATION



SportsArt
THE GREEN FITNESS COMPANY

Verde

THE WORLD'S FIRST ENERGY PRODUCING TREADMILL



OUR MISSION


SportsArt will leverage eco-innovation, unique design and green manufacturing excellence to provide the fitness, medical, performance and wellness markets superior products, innovative programming, research-based education and unmatched support



IS AN ESTABLISHED INDUSTRY LEADER...

leveraging over 40 years of innovative design and manufacturing excellence. The company consistently seeks to advance industry standards, positioning itself as one of the most creative manufacturers of premium quality fitness, medical, performance and residential equipment. SportsArt is one of the largest single brand manufacturers in the world and is sold in over 70 countries worldwide. With over 500,000 square feet of state-of-the-art manufacturing space; SportsArt designs, manufactures and tests all equipment to rigorous TÜV quality standards. With hundreds of patents worldwide for innovation technologies; such as the award winning **ICARE™ system** or the newly relaunched **ECO-POWR™ Series**, SportsArt is the leading green fitness partner, developing products that are instrumental to rebuilding and sustaining lives.

Using innovation and technology to make the best fitness equipment. SportsArt technology is advanced, from factory to final product. Robotic welders, computerized inventory management, multiple computerized powder coat lines, and an atmosphere control room for electronic testing are used in the SportsArt factory. These technological innovations ensure a consistent, quality product. Conducting business worldwide requires a commitment to product quality and safety. In addition to **TÜV ISO 9001** quality certification, **TÜV ISO 14001** certification for environmentally sound practices, and **ISO 13485** Certification for Quality Managements Systems, SportsArt products are also CE and ETL-C approved. SportsArt has won industry awards for our unwavering support of commercial fitness dealers. Our commitment to service means your SportsArt equipment will be installed and set up by authorized, qualified dealers and service technicians. And, in the event that a SportsArt product needs service, authorized dealers and/or authorized service providers are available to provide service in order to maintain your warranty.



CARDIO

SportsArt's treadmills are built to provide rigorous durability to withstand even the most brutal workouts, day after day. Over 95% of all the components that make up SportsArt treadmills are manufactured within the SportsArt head-quarters which allows us to provide quality, eco-friendly and reliable solutions giving operators great value and peace of mind while also providing users with an excellent, easy-to-use, and

- » ECO-GLIDE™ Auto-lubrication system for easier and less-frequent maintenance
- » MyFlex/MyFlex+ Deck cushioning system for a more comfortable user experience
- » Flowtec filtration: keeps the motor compartment clean and free of debris/dust
- » Heart rate sensors: dual contact and telemetry based heart rate detection
- » ECO-DRIVE™ energy efficient motor uses 32% less than standard treadmill motor



TREADMILL T676-19"

- + 19 Inch SENZA™ Touchscreen
- + ECO-DRIVE™ motor uses 32% less energy than standard treadmill motors
- + ECO-GLIDE™ auto lubrication system
- + MyFlex omni-directional cushioning system
- + CSAFE port Headphone jack with built-in volume control
- + 2 USB ports for device charging
- + Numeric key pad
- + Multi-language support



TREADMILL T676

- + ECO-DRIVE™ motor users 32% less energy than a standard motor
- + MyFlex+ omni-directional cushioning system
- + ECO-GLIDE™ auto lubrication system
- + Optional 19" SENZA™ Touchscreen
- + 2 USB ports for device charging
- + 3 speed fan
- + Multi-language support
- + CSAFE port Headphone jack with built-in volume control



TREADMILL T674-16"

- + 16-inch SENZA™ touchscreen
- + ECO-GLIDE™ auto-lubrication system
- + ECO-DRIVE™ energy efficient motor
- + MyFlex+ omni-directional cushioning system
- + Multi-language support
- + USB charging port
- + Bluetooth 4.0 heart rate support
- + Optional ANYcast screen-mirroring technology



TREADMILL T674L

- + 5.0 HP AC-Servo Motor
- + Toggle Controls
- + ECO-GLIDE™ Auto-lubrication system
- + ECO-DRIVE™ energy efficient motor
- + MyFlex+ omni-directional cushioning system
- + USB charging port
- + Multi-language support
- + Contact and telemetry heart rate receivers



TREADMILL T673-16"

- + 16-inch SENZA™ touchscreen
- + ECO-DRIVE™ energy efficient motor
- + MyFlex+ omni-directional cushioning system
- + 4.0 HP AC Motor
- + Multi Language Support
- + USB charger port
- + Readouts Speed, Incline, Time, Distance, Calories, Pace, Heart Rate
- + Workout Programs Manual, Random, Interval, Hill, Heart Rate Programs, Fitness Tests



TREADMILL T673L

- + ECO-GLIDE™ auto-lubrication system
- + ECO-DRIVE™ energy efficient motor
- + MyFlex+ omni-directional cushioning system
- + 4.0 HP AC Motor
- + Multi Language Support
- + USB charger port
- + Readouts Speed, Incline, Time, Distance, Calories, Pace, Heart Rate
- + Workout Programs Manual, Interval, Heart Rate Programs



TREADMILL T645L

- + ECO-GLIDE Auto Lubrication System
- + Generous 22 x 62 inch running surface
- + Standard contact and wireless heart rate
- + Optional 16 inch (40cm) SENZA™ Touchscreen
- + Headphone jack with built-in volume control (x2)
- + USB Port for device charging
- + Cardio Advisor™ displays
- + Optional 3-speed fan



TREADMILL T635A

- + WFI-Firefighter's Wellness Fitness Initiative protocol programming
- + Headphone jack with built-in volume control (x2)
- + USB port (x2) for device charging
- + Optional iPod & iPhone 30-pin connector
- + Optional SA Well+™ workout tracking function
- + Cardio Advisor™ displays
- + Optional 3-speed fan
- + ECO-Glide Auto Lubrication System



VERDE TREADMILL G690

- + ECO-POWR™
- + Non-motorized treadmills
- + low, fixed degree incline
- + Slatted belt design
- + USB Port for device charging
- + Optional SA WELL+™ workout tracking function
- + Numeric keypads
- + 3-speed fan




TREADMILL ELITE ECO-POWR G660

- + ECO-POWR™ integrated inverter
- + Toggle controls
- + Non-motorized technology
- + Slat-belt design
- + Run and Push modes
- + Readouts Calories, Time, Distance, Cal/Hr, METS, Pace, Human Watts, Your Speed, Target Speed/Resistance, Instant Watt To Grid
- + Workout Modes Run / Push



VERDE TREADMILL N685

- + Non-motorized treadmills
- + Low, fixed degree incline
- + Slatted belt design
- + Sled-push mode
- + Headphone jack with built-in volume control (x2)
- + Optional SA WELL+™ workout tracking function
- + Numeric keypads
- + Readouts: Calories, Time, Distance, Cal/HR, Mets, Pace, Human Watts, Heart Rate, Your Speed, Target Speed, Resistance
- + Sled-push mode with multiple levels of resistance
- + Hybrid mechanical/electro-magnetic braking system



ELLIPTICAL

SportsArt ellipticals provide a biomechanically focused movement path that closely resembles a natural walking stride, offering exercisers a low-impact, highly efficient workout, while the seamless adjustability allows users to customize their workout for a highly personalized experience.

- » Natural stride pattern focused on proper biomechanics
- » On-the-fly changes allow for seamless customization
- » 40 levels of resistance for the perfect setting
- » MyFlex pedal cushioning system provides low-impact, comfortable workouts



ELLIPTICAL E876-16"

- + 16-inch SENZA™ Touchscreen
- + Industry leading 17-29 in adjustable stride length
- + MyFlex™ Plus pedal cushioning system
- + Resistance toggle control
- + Fingertip controls
- + 3-Speed fan
- + SA Well+™ Integration
- + Readouts Resistance, Stride length, Time, Heart rate, Distance, Calories, Strides per minute



ELLIPTICAL E876

- + Self-powered
- + Industry leading 17-29 in adjustable stride length
- + MyFlex™ Plus pedal cushioning system
- + Resistance toggle control
- + Fingertip controls
- + 3-Speed fan
- + Readouts Heart Rate, Weight Loss Zone, Cardio Zone, Time, Distance, Calories, Resistance, Total Strides, Strides/Min, Stride Length, Calories/Hour



ELLIPTICAL E874-13"

- + 13-inch SENZA™ touchscreen
- + Electronically adjustable 17-29" stride length
- + Fingertip controls
- + MyFlex cushioning system
- + Bluetooth 4.0 heart rate support
- + Bluetooth-AVRCP iOS & Android music compatible
- + Readouts Level, Time, Distance, Calories, Strides/min, Stride Length, Total Strides, Heart Rate



ELLIPTICAL E874

- + Electronically adjustable 17-29" stride length
- + MyFlex cushioning system
- + Readouts Heart rate, Strides/min, resistance, time, distance, calories, stride length
- + Workout Programs Manual, Random, Interval, Vari-Stride, Heart rate programs, Fitness Test
- + Self-powered
- + Fingertip controls for stride length and resistance
- + USB port



ELLIPTICAL E873-13"

- + 13-inch SENZA™ touchscreen
- + Adjustable 18-25.5" stride length
- + MyFlex cushioning system
- + Power Requirements
120V; 60Hz / 220V; 50Hz
- + Readouts Heart Rate, SPM, Resistance,
Time, Distance, Total Strides, Calories
- + Workout Programs Manual, Interval,
Heart Rate Programs
- + MyFlex pedal cushioning system
USB port



ELLIPTICAL E873

- + Adjustable 18-25.5" stride length
- + MyFlex cushioning system
- + Self-Powered
- + Readouts Heart rate, Strides/Min, Resistance,
Time, Distance, Calories, Total Strides
- + Workout Programs Manual, Interval, Heart Rate
Program
- + Adjustable stride length
- + MyFlex pedal cushioning system
- + USB port



FRONT-DRIVE ELLIPTICAL E866-16"

- + 16-inch SENZA™ touchscreen
- + Electronically adjustable 16–28" stride length
- + Fingertip controls
- + MyFlex™ cushioning system
- + Resistance 40 levels
- + Stride Length 16–28 in / 40.6–71.1 cm
- + Plug Requirements NEMA 5-15P*
- + Readouts : Current Heart Rate, Calories, Level, Time, Distance, Strides/Min, Stride Length, Total Strides



FRONT-DRIVE ELLIPTICAL E866

- + Electronically adjustable 16–28" stride length
- + Fingertip controls
- + Self-powered
- + Resistance 40 levels
- + Stride Length 16–28 in / 40.6–71.1 cm
- + Power Requirements Self-powered
- + Readouts : Heart Rate, Weight Loss Zone, Cardio Zone, Time, Distance, Calories, Resistance, Total Strides, Strides/Min, Stride Length, Cal/Hr



FRONT-DRIVE ELLIPTICAL E863

- + Low step-up height
- + Floating pedal design
- + Self-powered
- + Resistance: 15 levels
- + Readouts Heartrate, SPM, Resistance, Time, Distance, Calories, Total Strides
- + Workout Programs Manual, Interval, Heart Rate Program
- + SA WELL+™ Integration, Entertainment Bracket



ELLIPTICAL E845S

- + MyFlex™ pedal cushioning system provides a comfortable workout platform.
- + Self-generating with no outside power source required
- + Fingertip stride and resistance controls allow workout adjustments on the fly.
- + Dual Headphone Jack with Built-in Volume Control
- + Adjustable Stride
- + Cardio Advisor
- + Optional iPod/iPhone 30-Pin Connector



ELLIPTICAL E835

- + MyFlex™ pedal cushioning system provides a comfortable workout platform
- + Self-Powered with Quick Start function for every program and 40 levels of resistance
- + Integrated mobile phone/tablet holder
- + Dual Headphone Jack with Built-in Volume Control
- + Wireless heart rate monitoring if paired with heart rate transmitter
- + Manual Adjustable Stride
- + Cardio Advisor
- + Optional iPod/iPhone 30-Pin Connector



ELLIPTICAL E80 C

- + Cushioned pedal inserts
- + Comfort grip, non-skid handles
- + White backlit display features multiple programs
- + Resistance: 14 Levels
- + Readouts : Time, Calories, Strides/min, Workout level
- + Workout Program: Track, Random, Glute, Interval
- + White backlit display features
- + Multiple programs Multiple workout program options



BIKES

SportsArt's indoor, recumbent and upright cycles are thoughtfully designed to be easily accessible and adjustable while providing exercisers with premium ease-of-use features to aid in pursuing active lifestyles.

- » Safety first design provides easy access to machines while removing potential tripping hazards.
- » Optimal positioning is created through multiple adjustment points for a customized fit.
- » Fingertip and console controls allow quick and easy adjustments while engaged in a workout.



UPRIGHT CYCLE C576U-16"

- + 16-inch SENZA™ Touchscreen
- + AnyCast screen mirroring technology
- + Horizontal and vertical seat adjustment
- + Fingertip and toggle controls for easy resistance adjustment
- + Console toggles and fingertip controls for easy resistance adjustment
- + Multi-point seat adjustment
- + 3 Speed fan
- + SA Well+™ Integration



UPRIGHT CYCLE C576U

- + Horizontal and vertical seat adjustment
- + Self-powered
- + Fingertip and toggle controls for easy resistance adjustment
- + Readouts : Heart Rate, Weight Loss Zone, Cardio Zone, Time, Distance, Resistance, Calories, Speed, Rpm, Mets, Calories/Hour
- + Console toggles and fingertip controls for easy resistance adjustment
- + Multi-point seat adjustment
- + 3 Speed fan
- + SA Well+™ Integration



RECUMBENT CYCLE C576R-16"

- + 16-inch SENZA™ Touchscreen
- + AnyCast screen mirroring technology
- + Horizontal seat and back rest adjustment
- + Fingertip and toggle controls for easy resistance adjustment
- + Console toggles and fingertip controls for easy resistance adjustment
- + Multi-point seat adjustment
- + 3 Speed fan
- + SA Well+™ Integration



RECUMBENT CYCLE C576R

- + Horizontal seat and back rest adjustment
- + Self-powered
- + Fingertip and toggle controls for easy resistance adjustment
- + Readouts : Heart Rate, Weight Loss Zone, Cardio Zone, Time, Distance, Resistance, Calories, Speed, Rpm, Mets, Calories/Hour
- + Console toggles and fingertip controls for easy resistance adjustment
- + Multi-point seat adjustment
- + 3 Speed fan
- + SA Well+™ Integration



UPRIGHT CYCLE C575U

- + Fore-mid-aft seat adjustment allows for optimal seat positioning
- + Unique low profile shroud allows easy access
- + Two sets of contact heart rate pads allow users to easily obtain heart rate information in any riding style
- + Oversized pedals feature quick strap adjustment for easy customization
- + USB port (x2) for device charging
- + Integrated 3-Speed Fan
- + Adjustable Fore/Aft Seat



RECUMBENT CYCLE C575R

- + Convenient seat adjustment handles are easy to reach while exercising
- + Adjustable seat back provides extra comfort for any exercise position
- + Oversized pedals feature quick strap adjustment for easy customization
- + Headphone jack with built-in volume control (x2)
- + USB port (x2) for device charging
- + Optional iPod & iPhone 30-pin connector
- + Integrated 3-Speed Fan
- + Adjustable Seat Back



UPRIGHT CYCLE C574U-13"

- + 13-inch SENZA™ touchscreen
- + Horizontal and vertical seat adjustment
- + Contact HR sensors
- + Bluetooth 4.0 heart rate support
- + Optional ANYcast screen-mirroring technology
- + Readouts Level, Time, Distance, Calories, Speed, RPM, METS, Human Watts, Heart Rate
- + Multi-point seat adjustment
- + Low-profile shroud
- + Fingertip controls



UPRIGHT CYCLE C574U

- + Horizontal and vertical seat adjustment
- + Contact HR sensors
- + Self-powered
- + Readouts Heart Rate, RPM, Resistance, Time, Distance, Speed, Calories
- + Workout Programs Manual, Random, Interval (3), Plateau, Fitness Program, Weight loss, Cardio
- + Multi-point seat adjustment
- + Low-profile shroud
- + Fingertip controls



RECUMBENT CYCLE C574R-13"

- + 13-inch SENZA™ touchscreen
- + Horizontal seat and backrest adjustment
- + Bluetooth 4.0 heart rate support
- + Optional ANYcast screen-mirroring technology
- + Readouts Level, Time, Distance, Calories, Speed, RPM, METS, Human Watts, Heart Rate
- + Multi-point seat and backrest adjustment
- + Step-through design
- + Fingertip controls



RECUMBENT CYCLE C574R

- + Horizontal seat and backrest adjustments
- + Contact HR sensors
- + Self-powered
- + Multi-point seat and backrest adjustment
- + Step-through design
- + Readouts Heart Rate, RPM, Resistance, Time, Distance, Speed, Calories
- + Workout Programs Manual, Random, Interval (3), Plateau, Fitness Program, Weight loss, Cardio
- + Fingertip controls



UPRIGHT CYCLE C573U-13"

- + 13-inch SENZA™ touchscreen
- + Vertical seat adjustment
- + Contact HR sensors
- + Readouts Heart Rate, RPM, Resistance, Time, Distance, Speed, Calories
- + Workout Programs Manual, Interval, Heart Rate Programs
- + Multi-point seat adjustment
- + Low-profile shroud



UPRIGHT CYCLE C573U

- + Self-powered
- + Readouts Heart rate, RPM, Resistance, Time, Distance, Speed, Calories
- + Workout Programs Manual, Interval, Heart Rate Program
- + Vertically adjustable seat height
- + Low-profile shroud
- + Unit Weight: 181.5 lbs / 82.5 kg
- + Max User Weight: 400 lb / 180 kg



RECUMBENT CYCLE C573R-13"

- + 13-inch SENZA™ touchscreen
- + Adjustable seat
- + Contact HR sensors
- + Plug Requirements Contact your sales rep for specific requirements
- + Readouts Heart Rate, RPM, Resistance, Time, Distance, Speed, Calories
- + Workout Programs Manual, Interval, Heart Rate Programs
- + Features Multi-point seat adjustment
Step-through design



RECUMBENT CYCLE C573R

- + Self-powered
- + Readouts : Heart rate, RPM, Resistance, Time, Distance, Speed, Calories
- + Workout Programs Manual, Interval, Heart Rate Program
- + Step-through design
- + Horizontally adjustable seat
- + Unit Weight: 205 lbs / 93 kg
- + Max User Weight: 397 lbs / 180 kg



UPRIGHT CYCLE C545U

- + Fore-mid-aft seat adjustment allows for optimal seat positioning
- + Unique low profile shroud allows easy access
- + Oversized pedals feature quick strap adjustment for easy customization
- + Self-generating – no outside power source required
- + Headphone jack with built-in volume control (x2)
- + USB port (x2) for device charging
- + Optional iPod & iPhone 30-pin connector
- + Cardio Advisor™ displays



RECUMBENT CYCLE C545R

- + Unique step-through design allows easy access
- + Convenient seat adjustment handles are easy to reach while exercising
- + Oversized pedals feature quick strap adjustment for easy customization Self-generating – no outside power source required
- + Headphone jack with built-in volume control (x2)
- + USB port (x2) for device charging
- + Optional iPod & iPhone 30-pin connector
- + Cardio Advisor™ displays



UPRIGHT CYCLE C535U

- + Fore-mid-aft seat adjustment allows for optimal seat positioning
- + Unique low profile shroud allows easy access
- + Oversized pedals feature quick strap adjustment for easy customization
- + Self-generating – no outside power source required.
- + Headphone jack with built-in volume control (x2)
- + USB port (x2) for device charging
- + Optional iPod & iPhone 30-pin connector



RECUMBENT CYCLE C535R

- + Convenient seat adjustment handles are easy to reach while exercising
- + Adjustable seat back provides extra comfort for any exercise position
- + Oversized pedals feature quick strap adjustment for easy customization
- + USB port (x2) for device charging
- + Optional iPod & iPhone 30-pin connector
- + Cardio Advisor™ displays
- + Optional 3-speed fan



UPRIGHT CYCLE C55U

- + Oversized, padded seat
- + Low profile shroud for ease-of-access
- + Readouts : Calories, Time, RPM, Workout Level
- + Workout Program : Track, Hill, Random, Interval
- + White backlit display features multiple programs
- + Adjustable pedal straps
- + Multiple workout programs



RECUMBENT CYCLE C555R

- + Oversized, padded seat
- + Unique step-through design for easy in/out
- + White backlit display features multiple programs
- + Adjustable pedal straps
- + Readouts : Calories, Time, RPM, Workout Level
- + Workout Program : Track, Hill, Random, Interval
- + White backlit display features multiple programs
- + Adjustable pedal straps
- + Multiple workout programs



INDOOR CYCLE C516

- + Self-Powered
- + Lever based resistance adjustment
- + 6-colored LED light console indicates workout intensity
- + Dual-sided SPD pedals
- + Fore and aft adjustment on seat and handlebars



INDOOR CYCLE C510

- + Simple adjustment levers lock into place quickly
- + Multi-position resistance with easy control knob and emergency stop for safety
- + Pedals have standard toe cage and strap with optional dual function pedals
- + Steel frame with transport wheels and 4 levelers
- + Adjustable Fore/Aft Seat & Handle Adjustment



ALTERNATE TRAINERS

SportsArt alternate trainers provide unique solutions that set facilities apart by offering distinctive movement paths and multiple workout options within the footprint of single machines.

- » Intuitive consoles display key workout metrics.
- » Multiple adjustment points for challenging, yet comfortable workouts.
- » Variety of exercise modalities.



STEP MILL G778

- + ECO-POWR™ energy-generating technology
- + Low step-up height
- + Multi-grip racing handles
- + Toggle based speed controls
- + Readouts Heart Rate, SPM, Weight loss Zone, Target SPM, Cardio Zone, Time, Floors, Your Grid Wh, Calories, Distance, Pace, METs, Cal/Hr, Instant Watt to Grid
- + Workout Programs Manual, Interval, Hill, Race, Fitness Test, Heart Rate Programs
- + 3-speed fan, USB Charging, Multiple step-up heights,
- + SA WELL+™ Integration

ROWER R260



- + Color-changing led: this quick and easy visual element provides key insights for the exerciser and possible training cues for an instructor.
- + Wireless resistance control.
- + Biomechanically-focused pedals. this minimizes stress on the plantar fascia and creates a more comfortable workout experience.
- + Finger-safe seat carriage: it minimizes potential pinch points along the rails while providing an incredibly smooth rolling motion.
- + Vertically storable.

STEPPER S715



- + Race Inspired handrails with Dual Contact Heart Rate accommodate a variety of hand positions
- + Silent, Automotive grade poly-v belt drive system offers exceptionally smooth workout and requires less maintenance than chain driven systems
- + Self-generating with no outside power source required
- + Dual Contact Heart Rate Sensors
- + Independent Foot Pedal Motion
- + Integrated 3-Speed Fan



VERSO CROSS TRAINER V886-16"

- + 16-inch SENZA Touchscreen.
- + 3-in-1 Cross Trainer offers variability.
- + On-the-fly mode and motion change.
- + Switch between stepper, cycle, and elliptical on-the-fly;
- + Console and handle based controls for easy adjustments;
- + Highly customizable stride height, length, crank arm, and resistance;
- + Sleekly designed console layout for easy use



VERSO CROSS TRAINER V886

- + 3-in-1 Cross Trainer offers variability.
- + Self-powered.
- + On-the-fly mode and motion change.
- + Fingertip and toggle controls for quick adjustments.
- + Switch between stepper, cycle, and elliptical on-the-fly;
- + Console and handle based controls for easy adjustments;
- + Highly customizable stride height, length, crank arm, and resistance;
- + Sleekly designed console layout for easy use



PINNACLE CROSS TRAINER S775

- + Users can simulate all forms of climb plus have the option to perform short stride intervals in wider positions – ideal for sports conditioning
- + Stride length is user defined to promote a variety of goals and training modalities
- + Two footplate adjustments provides greater comfort when exercising for longer periods or more aggressive positioning for training at higher intensities
- + 5 position racing inspired handlebars with 4-Bar linkage
- + 5 position rail width adjustment
- + Dual position pedal with flexion adjustment
- + Dual Contact Heart Rate Sensors

SportsArt

STRENGTH

SportsArt Strength lines are designed with a biomechanical focus, ensuring every movement path is optimized for proper form and functionality. The standard features such as marine-grade upholstery and heavy-grade oval steel ensure the machines, in every line, continue to offer premium workout experiences over the extended life of the units.

» **SELECTORIZED**

Multiple adjustment points, easy weight selection, and smooth operation.

» **PLATE LOADED**

Durable design and biomechanically focused motion paths.

» **DUAL FUNCTION**

Space-saving design that implements two or more exercises.

» **FREE WEIGHT**

A combination of bench and rack options that possess quality manufacturing.





FUNCTIONAL TRAINER DS972

- + Adjustable 1:2 and 1:4 pulley ratios
- + Dual weight stack
- + 41 pulley positions offers more workout positions and versatility
- + Magnetized weight selector fork with retracting cord
- + Cold rolled steel weight stacks with noise dampening
- + Stainless steel guide rods resist rust and stay smooth
- + Integrated pull-up bars



4 STACK MULTI-STATION MS101

- + Dual Lat Pulldown/ 100 kg =
(5KG × 1 pcs) + (5KG × 19 pcs)
- + Cable Tower/ 100 kg =
(5KG × 1 pcs) + (5KG × 19 pcs)
- + Low Row/ 100 kg =
(5KG × 1 pcs) + (5KG × 19 pcs)
- + Triceps Pushdown/ 100 kg =
(5KG × 1 pcs) + (5KG × 19 pcs)
- + Dimension (L x W x H): 3362 x 2727 x 2352 MM
- + Overall Weight : 1689 lbs (766 kg)

SportsArt

SELECTORIZED STATUS SERIES

The Selectorized Status Series premium strength line combines a sleek, modern design with world-class components and our dependable, industrial-quality manufacturing to bring you the whole package in every machine. Each machine is built to last in the most demanding commercial environments, with heavy gauge steel oval tubing, Kevlar-reinforced belts, internally lubricated cables with deep-channel pulleys and sealed bearings. Gas-assisted seat adjustments and contoured cushions ensure comfort and ease of use.

Independent movement and biomechanically correct design accommodate users of any fitness or experience level, delivering measurable, targeted results in the shortest amount of time possible.





ASSISTED CHIN DIP N911

- + Adjustable and versatile, multi-function handles for training in any style that works muscle groups from all angles
- + Knee pad folds up and out of the way for unassisted training
- + Non-slip steps for easy access
- + Cold rolled steel weight stacks with noise dampening
- + Stainless steel guide rods resist rust and stay smooth
- + Heavy-duty European-styled cushions



BICEP CURL N912

- + Pivot point indicator aids user in achieving optimal elbow joint alignment
- + Gas-assisted seat adjustment
- + Handles naturally rotate through range of motion to reduce wrist stress
- + Cold rolled steel weight stacks with noise dampening
- + Stainless steel guide rods resist rust and stay smooth
- + Marine-grade double stitched upholstery
- + Heavy-duty European-styled cushions



INDEPENDENT CHEST PRESS N915

- + Independent converging press arms offer ergonomic motion and balanced muscle engagement
- + Multi-position hand grips allow users to train muscles from multiple angles with proper hand positioning
- + Gas-assisted seat adjustment
- + Pre-Rom foot bar assists in starting or stopping movement like a spotter
- + Stainless steel guide rods resist rust and stay smooth
- + Marine-grade double stitched upholstery
- + Heavy-duty European-styled cushions



INDEPENDENT LAT PULLDOWN N916

- + Pivoting flex handles reduce wrist stress and help prevent injury
- + Biomechanically correct diverging motion
- + Gas-assisted seat adjustment and adjustable thigh pads accommodate users of different sizes
- + 2:1 ratio (1 hand) and 1:1 ratio (2 hands)
- + Stainless steel guide rods resist rust and stay smooth
- + Marine-grade double stitched upholstery
- + Heavy-duty European-styled cushions



INDEPENDENT SHOULDER PRESS N917

- + Independent converging press arms offer ergonomic motion and balanced muscle engagement
- + Pivot point indicators for proper joint alignment
- + Handles rotate naturally throughout the motion and reduce wrist stress
- + Incremental 3.3 & 6.6 lb (1.5 & 3 kg) micro-loading adjustment
- + Stainless steel guide rods resist rust and stay smooth
- + Marine grade double stitched upholstery
- + Heavy-duty European-styled cushions



LOW ROW N918

- + Curved bar provides an ergonomic grip
- + Non-skid footplates
- + Comfortable cushion suits exercisers of various sizes
- + Cold rolled steel weight stacks with noise dampening
- + Stainless steel guide rods resist rust and stay smooth
- + Kevlar belts for quiet, smooth action and optimal tensile strength; belt contains 2200 lb (998 kg) tensile strength aircraft cables
- + Marine-grade double stitched upholstery
- + Heavy-duty European-styled cushions



INDEPENDENT LATERAL RAISE N919

- + Handles rotate naturally throughout the motion and reduce wrist stress
- + Gas-assisted seat adjustment puts you in the proper position for action
- + Footrest helps maintain biomechanically correct exercise position
- + Elbow pad reduces stress on joints
- + Cold rolled steel weight stacks with noise dampening
- + Stainless steel guide rods resist rust and stay smooth
- + Heavy-duty European-styled cushions



INDEPENDENT MID ROW N921

- + Pivoting flex handles reduce wrist stress and help prevent injury
- + Diverging motion is ergonomically correct
- + Gas-assisted seat adjustment fits users of different sizes
- + Chest pad adjusts to suit different arm lengths
- + Cold rolled steel weight stacks with noise dampening
- + Stainless steel guide rods resist rust and stay smooth
- + Marine-grade double stitched upholstery
- + Heavy-duty European-styled cushions



INDEPENDENT PEC FLY/REAR DELT N922

- + Independent motion provides for balanced training
- + Long handles and dual grip zones accommodate a variety of users
- + Handles flare in/out to work different muscle groups
- + Dual function facilitates pec fly/rear delt workouts
- + Incremental 3.3 & 6.6 lb (1.5 & 3 kg) micro-loading adjustment
- + Cold rolled steel weight stacks with noise dampening
- + Stainless steel guide rods resist rust and stay smooth
- + Marine-grade double stitched upholstery
- + Heavy-duty European-styled cushions



PULLOVER N923

- + Handles naturally rotate through the range of motion
- + Adjustable handle positions accommodate different positions
- + Range of motion limiter protects safety and provides comfort
- + Incremental 3.3 & 6.6 lb (1.5 & 3 kg) micro-loading adjustment
- + Cold rolled steel weight stacks with noise dampening
- + Stainless steel guide rods resist rust and stay smooth
- + Marine-grade double stitched upholstery
- + Heavy-duty European-styled cushions



TRICEP EXTENSION N925

- + Pivoting flex handles reduce wrist stress and help prevent injury
- + Gas-assisted seat adjustment and adjustable thigh pads accommodate users of different sizes
- + Cold rolled steel weight stacks with noise dampening
- + Stainless steel guide rods resist rust and stay smooth
- + Kevlar belts for quiet, smooth action and optimal tensile strength; belt contains 2200 lb (998 kg) tensile strength aircraft cables
- + Marine-grade double stitched upholstery
- + Heavy-duty European-styled cushions



LAT PULLDOWN N926

- + Ergonomically curved bar provides wide or narrow grip options
- + Gas-assisted seat adjustment and adjustable thigh pads accommodate users of different sizes
- + Incremental 3.3 & 6.6 lb (1.5 & 3 kg) micro-loading adjustment
- + Cold rolled steel weight stacks with noise dampening
- + Stainless steel guide rods resist rust and stay smooth
- + Marine-grade double stitched upholstery
- + Heavy-duty European-styled cushions



AB CRUNCH N931

- + Counter-weighted pivoting seat delivers a fluid range of motion
- + Converging upper and lower body action engages more core muscles in one natural movement
- + Back support keeps body stable to isolate abdominal muscles
- + Cold rolled steel weight stacks with noise dampening
- + Stainless steel guide rods resist rust and stay smooth
- + Marine-grade double stitched upholstery
- + Heavy-duty European-styled cushions



BACK EXTENSION N932

- + Start point setting for comfort and safety
- + Back pad position adjusts for optimal placement depending on user preference
- + Incremental 3.3 & 6.6 lb (1.5 & 3 kg) micro-loading adjustment
- + Cold rolled steel weight stacks with noise dampening
- + Stainless steel guide rods resist rust and stay smooth
- + Marine-grade double stitched upholstery
- + Heavy-duty European-styled cushions



INDEPENDENT PEC DECK N933

- + Independent press arms for equal muscle training
- + Long handles accommodate different users
- + Gas-assisted seat adjustment fits users of different sizes
- + Footrest helps maintain proper body alignment
- + Comfortable cushions correct ergonomics
- + Magnetized selector fork instantly locks into place for quick, secure action
- + Precision sound dampeners keep stack action quiet



ROTARY TORSO N935

- + Preload adjustment allows easy on/off access
- + Range limiter makes motion comfortable from start to finish
- + Lower body rotates to isolate core and hip motion
- + Gas-assisted vertical seat adjustment fits all types of users
- + Cold rolled steel weight stacks with noise dampening
- + Stainless steel guide rods resist rust and stay smooth
- + Heavy-duty European-styled cushions



ABDUCTION N951

- + Seat is positioned for ultimate privacy
- + Centralized weight stack is positioned for easy weight selection while seated
- + Start point setting for comfort and safety
- + Incremental 3.5 and 6.5 lb (1.58 & 2.9 kg) micro-loading adjustments
- + Cold rolled steel weight stacks with noise dampening
- + Stainless steel guide rods resist rust and stay smooth
- + Marine-grade double stitched upholstery
- + Heavy-duty European-styled cushions



ADDUCTION N952

- + Seat is positioned for ultimate privacy
- + Centralized weight stack is positioned for easy weight selection while seated
- + Start point setting for comfort and safety
- + Incremental 3.5 and 6.5 lb (1.58 & 2.9 kg) micro-loading adjustments
- + Cold rolled steel weight stacks with noise dampening
- + Stainless steel guide rods resist rust and stay smooth
- + Marine-grade double stitched upholstery
- + Heavy-duty European-styled cushions



GLUTE N955

- + Adjustable chest pad accommodates users of all sizes
- + Easy access design allows quick and safe use
- + Non-slip foot pad for safety
- + Secure, ergonomic handle grips
- + Incremental 3.5 and 6.5 lb (1.58 & 2.9 kg) micro-loading adjustments
- + Cold rolled steel weight stacks with noise dampening
- + Stainless steel guide rods resist rust and stay smooth
- + Marine-grade double stitched upholstery
- + Heavy-duty European-styled cushions



HORIZONTAL LEG PRESS N956

- + Seat back reclines 90-180° with a smooth fingertip adjustment lever
- + Shoulder pads adjust for a snug fit and varied lifting positions
- + Spacious seat carriage moves smoothly via SportsArt's linear bearing system
- + Heavy duty durable seat and shoulder cushion and back upholstery
- + Rip-resistant marine quality upholstery with industrial strength cushioning
- + Dual powder-coated paint resists scratches and scuffs



LEG EXTENSION N957

- + Spring-assisted seat back adjustment supports users of different sizes
- + Angled seat bottom reduces lower back stress
- + Adjustable leg pad accommodates different leg lengths, allowing users to achieve proper leverage
- + Incremental 3.5 and 6.5 lb (1.58 & 2.9 kg) micro-loading adjustments
- + Stainless steel guide rods resist rust and stay smooth
- + Marine-grade double stitched upholstery
- + Heavy-duty European-styled cushions



PRONE LEG CURL N958

- + Range of motion limiter allows user to customize start and stop points for safe, comfortable use
- + Adjustable leg pad accommodates different leg lengths, allowing users to achieve proper leverage
- + Incremental 3.5 and 6.5 lb (1.58 & 2.9 kg) micro-loading adjustments
- + Stainless steel guide rods resist rust and stay smooth
- + Marine-grade double stitched upholstery
- + Heavy-duty European-styled cushions



LEG CURL N959

- + Multi-position back seat allows for users of all sizes
- + Adjustable leg pad accommodates various leg lengths to achieve proper leverage
- + Leg pads and range of motion adjustments are easily accessible from a seated position
- + Comfortable cushions correct ergonomics
- + Magnetized selector fork instantly locks into place for quick, secure action
- + Precision sound dampeners keep stack action quiet
- + Cold rolled steel weight plates resist rust



TOTAL HIP N961

- + Range of motion limiter allows users to set start and end points for safety and comfort
- + Adjustable for hip flexion/extension and abduction/adduction movements
- + Entire upper portion slides vertically on linear bearings to adjust pivot point for users of different heights
- + Adjustable pad for various exercises
- + Non-skid platform
- + Stainless steel guide rods resist rust and stay smooth
- + Heavy-duty European-styled cushions

CABLE CROSSOVER N971



- + Dual swivel pulleys adjust vertically and lock into place, allowing for functional training from virtually any angle
- + 36 incremental adjustments for the ultimate in customization
- + Multi-grip pull-up/chin-up bars
- + Easy-grip bars stabilize exerciser's during balance-challenging workouts
- + 2:1 and 4:1 ratios provide versatility for personal and sports-specific training;
2:1 (two pulleys); 4:1 (one pulley)
- + Aircraft quality cable with 2200 lb (998 kg) tensile strength

CABLE TOWER N973



- + Dual swivel pulleys adjust vertically and lock into place, allowing for functional training from virtually any angle
- + 36 incremental adjustments for the ultimate in customization
- + Easy-grip bars stabilize exerciser's during balance-challenging workouts
- + Aircraft quality cable with 2200 lb (998 kg) tensile strength
- + Cold rolled steel weight stacks with noise dampening
- + Stainless steel guide rods resist rust and stay smooth
- + Deep-groove, 5-inch (12.7 cm) shrouded pulleys provide faultless cable tracking

SportsArt

SELECTORIZED PERFORMANCE SERIES

The Selectorized Performance Series by SportsArt combines quality and value in a simple, easy-to-use strength line designed to fit any budget. Each unit is built using the highest quality materials and backed by over 40 years of excellence in fitness equipment manufacturing. The lowered stack height and compact footprint decreases visual clutter in smaller spaces, while adjustable seats and range-of-motion limiters ensure movements are comfortable and biomechanically correct. The result is a durable, value-engineered line that delivers maximum results in a compact design.

The Selectorized Series consists of individual stations designed to train all the major muscle groups while offering the variety necessary to help users reach their goals. The machines are easy to use and provide a challenging workout that accommodates users of all levels, from beginners to advanced trainers.





CHEST PRESS

P815

- + Simple seat bottom height and back rest adjustment creates a quick setup
- + Multi-position, cushioned handles provide ergonomically correct grip positions
- + Marine grade double-stitched upholstery
- + Deep-groove, 5 inch shrouded pulleys provide faultless cable tracking
- + Stainless steel guide rods resist rust and stay smooth
- + Heavy-duty European-styled cushions
- + Spring-lock release knob



SHOULDER PRESS

P817

- + Simple seat bottom height adjustment creates a quick setup
- + Dual position, cushioned handles provide ergonomically correct grip positions
- + Marine grade double-stitched upholstery
- + Unit Weight: 383.9 lbs / 174.5 kg
- + Weight Stack: 176 lb / 80 kg
- + Max User Weight: 500 lbs / 227.3 kg
- + Starting Weight: 19.8 lbs / 9 kg



MID ROW

P821

- + Convenient seat height adjustment accommodates various heights
- + Chest pad adjust to suit different arm lengths
- + Deep-groove, 5 inch shrouded pulleys provide faultless cable tracking
- + Stainless steel guide rods resist rust and stay smooth
- + Heavy-duty European-styled cushions
- + Spring-lock release knob
- + Magnetized stack-fork with retracting tether makes for instant, secure selection of weights



LAT PULLDOWN

P826

- + Ergonomically curved bar provides wide or narrow grip options
- + Adjustable thigh pad allows for optimal positioning
- + Marine grade double-stitched upholstery
- + Deep-groove, 5 inch shrouded pulleys provide faultless cable tracking
- + Stainless steel guide rods resist rust and stay smooth
- + Heavy-duty European-styled cushions
- + Spring-lock release knob



AB CRUNCH P831

- + Adjustable chest cushions help users maintain correct posture and select multiple starting positions
- + Marine grade double-stitched upholstery
- + Deep-groove, 5 inch shrouded pulleys provide faultless cable tracking
- + Cold rolled steel weight stacks with noise dampening
- + Stainless steel guide rods resist rust and stay smooth
- + Heavy-duty European-styled cushions
- + Spring-lock release knob



GLUTE P855

- + Specially designed cams provide unparalleled ergonomics throughout the entire motion; offering a perfect start, strong finish, and smooth resistance for human biomechanics
- + Convenient seat height adjustment suits people of various heights
- + Marine grade double-stitched upholstery
- + Deep-groove, 5 inch shrouded pulleys provide faultless cable tracking
- + Stainless steel guide rods resist rust and stay smooth
- + Heavy-duty European-styled cushions
- + Spring-lock release knob



LEG EXTENSION

P857

- + Adjustable seat back cushion keeps posture correct
- + Adjustable leg cushion provides optimal comfort for various leg lengths
- + Multiple starting positions for full range of motion
- + Marine grade double-stitched upholstery
- + Deep-groove, 5 inch shrouded pulleys provide faultless cable tracking
- + Stainless steel guide rods resist rust and stay smooth
- + Spring-lock release knob



CABLE CROSSOVER

P871

- + Dual swivel pulleys adjust vertically and lock into place, allowing for functional training from virtually any angle
- + 36 incremental adjustments for the ultimate in customization
- + Easy grip bars stabilize during balance challenging workouts
- + 4:1 (one pulley) and 2:1 (two pulleys) ratios provide versatility for personal and sport-specific training
- + Stainless steel guide rods resist rust and stay smooth
- + Deep-groove, 5 inch shrouded pulleys provide faultless cable tracking
- + Spring-lock release knob



CABLE TOWER P873

- + Dual swivel pulleys adjust vertically and lock into place, allowing for functional training from virtually any angle
- + 36 incremental adjustments for the ultimate in customization
- + Easy grip bars stabilize during balance challenging workouts
- + 4:1 (one pulley) and 2:1 (two pulleys) ratios provide versatility for personal and sport-specific training
- + Deep-groove, 5 inch shrouded pulleys provide faultless cable tracking
- + Stainless steel guide rods resist rust and stay smooth

SportsArt

DUAL FUNCTION SERIES

The Dual Function Series by SportsArt combines quality and value in a simple, easy-to-use strength line designed to fit any budget. Each unit is built using the highest quality materials and backed by over 38 years of excellence in fitness equipment manufacturing. The compact footprint helps to avoid visual clutter in smaller spaces, while adjustable seats and range-of-motion limiters ensure movements are comfortable and biomechanically correct. The result is a durable, value-engineered line that delivers maximum results in a compact design.





LEG EXTENSION/LEG CURL DF300

- + Direct drive system offers two opposing cams for less cable-slop and faster workout changeover
- + Easy transition from leg extension to seated leg curl
- + Plate increments: 20 x 11 lbs (5 kg)
- + Adjustable seat back and leg pads for user customization
- + Dual Function Series allows users to work at least 2 major muscle groups per machine maximizing both space and convenience
- + Dual cam system improves biomechanics and reduces cable slack
- + Stacks feature sound dampeners and magnetized selector fork for maximum stability



LEG PRESS/CALF EXTENSION DF301

- + Step-through design for safe and easy access
- + Fully adjustable seat back to accommodate users of different heights
- + 5 inch deep groove POM pulleys provide consistent cable tracking
- + 14-gauge machine welded frame
- + Stainless steel guide rods resist rust and maintain smooth operation
- + Heavy-duty marine grade cushions
- + Multiple adjustment points for maximum customization



ABDUCTOR/ADDUCTOR DF302

- + Direct drive system offers two opposing cams for less cable-slack and faster workout changeover
- + Plate increments: 13 x 11 lbs (5 kg)
- + Convenient rotating thigh pads
- + 5 inch deep groove POM pulleys provide consistent cable tracking
- + 14-gauge machine welded frame
- + Stainless steel guide rods resist rust and maintain smooth operation
- + Heavy-duty marine grade cushions



LAT PULLDOWN/MID ROW DF303

- + Multi-position handlebars work different areas of the back
- + Adjustable seat and chest pad to accommodate different heights
- + Plate increments: 8 x 11 lbs (5 kg);
8 x 16.5 lbs (7.5 kg)
- + Foot rests for stabilization
- + Dual Function Series allows users to work at least 2 major muscle groups per machine maximizing both space and convenience
- + Innovative pulling arm has an additional setting to allow for chest press, increasing the number of available exercises
- + Stacks feature sound dampeners and magnetized selector fork for maximum stability



PEC FLY/REAR DELTOID DF304

- + Multiple starting adjustment points
- + Ergonomic handle for both pec fly and rear deltoid exercises
- + Plate increments: 8 x 11 lbs (5 kg);
8 x 16.5 lbs (7.5 kg)
- + Adjustable seat
- + Stacks feature sound dampeners and magnetized selector fork for maximum stability
- + Heavy-duty marine grade cushions
- + Multiple adjustment points for maximum



BICEP/TRICEP DF305

- + Direct drive system offers two opposing cams for less cable-slack and faster workout changeover
- + Seat back and bottom are adjustable to accommodate different heights
- + Plate increments: 20 x 11 lbs (5 kg)
- + Heavy duty arm pad with chest support
- + Dual cam system improves biomechanics and reduces cable slack
- + Stacks feature sound dampeners and magnetized selector fork for maximum stability
- + Multiple adjustment points for maximum customization



BACK EXTENSION/AB CRUNCH DF306

- + Direct drive system offers two opposing cams for less cable-slack and faster workout changeover
- + Fully adjustable chest/back pad
- + Multiple foot supports for greater stability
- + 5 inch deep groove POM pulleys provide consistent cable tracking
- + 14-gauge machine welded frame
- + Stainless steel guide rods resist rust and maintain smooth operation
- + Heavy-duty marine grade cushions



ASSISTED CHIN-UP/TRICEP DIP DF307

- + Fold-away assist pad to offset user weight
- + Rotating dip handles for width adjustment
- + Integrated step assists for safety and user accommodation
- + 5 inch deep groove POM pulleys provide consistent cable tracking
- + 14-gauge machine welded frame
- + Stainless steel guide rods resist rust and maintain smooth operation
- + Heavy-duty marine grade cushions



MULTI PRESS DF308

- + Multi-position grip for improved biomechanics
- + Adjustable starting position targets different muscle groups
- + Plate increments: 20 x 11 lbs (5 kg)
- + Innovative slide-out seat offers multiple lifting positions
- + Back rest adjustment knob easily changes angle for shoulder press, incline chest press and chest press exercises.
- + Stainless steel guide rods resist rust and maintain smooth operation
- + Heavy-duty marine grade cushions

SportsArt

PLATE LOADED SERIES

The Plate Loaded series by SportsArt is designed to accommodate users of any fitness or experience level and deliver measurable and targeted results.

By combining key ergonomic factors, such as independent movement arms, diverging/converging motion paths, and adjustable seats, chest pads, and backrests, we are able to provide a functional unit that is not only built to last but built to meet the workout needs of its users.





REAR KICK

A975

- + Adjustable chest pad fits variety of users
- + Marine grade double-stitched upholstery
- + Spring-lock release knob makes for easy chest pad adjustment
- + Weight horns for ample plate storage
- + Strengthens glutes and hamstrings
- + Adjustable chest pad



LEG EXTENSION

A976

- + Independently moving legs improves strength training balance
- + Adjustable seat back fits variety of users
- + Spring-lock release knobs make for easy seat back adjustment
- + Weight horns for ample plate storage
- + Dual ankle pads provide comfort and increase ease of access
- + Strengthens quadriceps
- + Adjustable seat back



INCLINE CHEST PRESS

A977

- + Independently moving arms improves strength training balance
- + Adjustable seat height fits variety of users
- + Marine grade double-stitched upholstery
- + Spring-lock release knobs make for easy seat height adjustment
- + Weight horns for ample plate storage
- + Strengthens pectoralis major, front deltoid, and triceps
- + Adjustable seat height



WIDE CHEST PRESS

A978

- + Independently moving arms improves strength training balance
- + Adjustable seat height fits variety of users
- + Marine grade double-stitched upholstery
- + Spring-lock release knobs make for easy seat height adjustment
- + Weight horns for ample plate storage
- + Strengthens pectoralis major, front deltoid, and triceps
- + Adjustable seat height



LOW ROW

A979

- + Independently moving arms improves strength training balance
- + Adjustable seat height fits a variety of users
- + Marine grade double-stitched upholstery
- + Spring-lock release knobs make for easy seat height adjustment
- + Weight horns for ample plate storage
- + Strengthens latissimus dorsi, front deltoid, and triceps
- + Adjustable seat height and chest pad



ARM EXTENSION

A980

- + Adjustable seat height
- + Adjustable back rest
- + Marine grade double-stitched upholstery
- + Comfort grips for secure hand position
- + Adjustable seat height and back support
- + Unit Weight: 253 lbs / 115 kg
- + Max User Weight: 500 lbs / 227.3 kg



SEATED CALF RAISE

A981

- + Spring-lock pins make for easy thigh pad adjustment
- + Extended weight horn provides high weight capacity
- + Heavy-duty European-styled cushions
- + Non-skid foot pads keep feet stable during operation
- + Adjustable thigh pad
- + Heavy-duty European-styled cushions
- + Adjustable thigh pad restraint to accommodate various exercisers



ANGLED LEG PRESS

A982

- + 3 position adjustable backrest
- + 4 weight horns for ample plate storage
- + Secure and easily adjustable back rest
- + Adjustable seat-back cushion keeps posture correct
- + Hand grips on seat and foot plate for stability and ease of use
- + Large foot plate fits variety of users and foot placement
- + Safety catches keep user safe during operation



SMITH MACHINE

A983

- + 8 weight horns for ample plate storage
- + Adjustable bar hooks provide safety while exercising
- + Guide rods provide stability during lifts
- + Perform both upper and lower body exercises
- + Counterweighted bar enables smooth performance
- + Wide base of support ensures stability and safety while in use
- + Deep grooved pulleys for smooth cable tracking



CHEST PRESS

A985

- + Adjustable seat height
- + 4 weight horns for ample plate storage
- + Spring-lock pin for seat height and back rest adjustment
- + Strengthens pectoralis and front deltoid muscles
- + Adjustable seat back cushion provides “flat” or “incline” press
- + Independently moving arms maintains training balance
- + Multi-grip handles fit variety of users and hand positions



LAT PULL DOWN A986

- + Adjustable seat height
- + Adjustable cylindrical cushion provides comfortable leg support
- + Adjustable seat and thigh cushion height accommodate wide variety of user sizes
- + Spring-lock release knobs make for easy seat height adjustment
- + Strengthens back and biceps
- + 4 weight horns for plate storage
- + Pivoting handles ensure proper mechanics



SHOULDER PRESS A987

- + Adjustable seat height
- + 4 weight horns for ample plate storage
- + Spring-lock pin makes seat height adjustments easy
- + Strengthens shoulders and triceps
- + Upright seat back aids in proper posture
- + Independently moving arms maintains training balance
- + Multi-grip handles fit variety of users and hand positions



MID ROW A988

- + Adjustable chest pad and seat height
- + Spring-lock pins make for easy chest pad and seat adjustment
- + Marine grade double-stitched upholstery
- + Strengthens upper and mid back and biceps
- + Adjustable chest cushion keeps posture correct
- + Swivel hands keep wrist in neutral position
- + Independent movement arms create balanced training




HACK SQUAT A989

- + Adjustable back rest height
- + Easy release safety lever
- + 4 weight horns for plate storage
- + Stainless steel guide rods resist rust and stay smooth
- + Strengthens lower extremity musculature
- + Large foot plate allows user to define proper foot placement
- + Plate storage allows user to quickly add or subtract weight

SportsArt

FREE WEIGHT SERIES

SportsArt Free Weight Series is comprised of durable units designed with a simple-to-use functionality and premium features, such as gas-assisted / multi-point adjustments, superior quality upholstery and a high-degree of variability to fit a variety of users.





DUMBBELL RACK A901

- + Welded steel frame
- + Holds 10 pairs of Dumbbells
- + Max weight storage: 2860 lbs / 1300 kg



OLYMPIC PLATE TREE A902

- + Welded steel frame
- + Max weight storage: 2640 lbs / 1200 kg
- + Dimensions (LxWxH) : 54.9 x 50 x 40.8 in /
140 x 127 x 104 cm



DUMBBELL RACK A903

- + Welded steel frame
- + Holds 10 pairs of Dumbbells
- + Max weight storage: 440 lbs / 200 kg



SQUAT RACK A965

- + 6 rack heights
- + Large safety catch
- + Ergonomically angled upright
- + 8 weight horns for ample weight storage
- + Durable powder coat frame
- + Large bar holds for easy racking
- + Generous weight storage



POWER CAGE A966

- + Adjustable J-hooks
- + 6 weight horns for ample weight storage
- + Variable grip pull-up bar
- + Durable powder coat frame
- + Large bar holds for easy racking
- + Generous weight storage
- + Olympic width



HALF CAGE A967

- + Adjustable J-hooks
- + Adjustable safety bar
- + 6 weight horns for ample weight storage
- + Variable grip pull-up bar
- + Resistance band pegs
- + Robotically welded
- + Durable powder coat frame
- + Large bar holds for easy racking



ADJUSTABLE BENCH A991

- + Welded steel frame adjusts to flat, incline or decline positions
- + Heavy-duty vinyl cushions
- + Comfortable grip handle and wheels for easy relocation
- + Marine grade double-stitched upholstery



FLAT BENCH A992

- + Welded steel frame
- + Heavy-duty vinyl cushions
- + Comfortable grip handle and wheels for easy relocation
- + Marine grade double-stitched upholstery



BACK HYPEREXTENSION A993

- + 45-degree
- + Welded steel frame adjusts to accommodate user size
- + Adjustable thigh pads fits a variety of users
- + Comfortable grip handle and wheels for easy relocation



VKR CHIN DIP STATION A994

- + Multi-grip chin-up handles
- + Non-skid step-up pads
- + Forearm cushions and handles for stable operation
- + Marine grade double-stitched upholstery



CRUNCH BENCH A995

- + Welded steel frame
- + Heavy-duty vinyl cushions
- + Bench angle and leg pads adjust for a variety of training options
- + Marine grade double-stitched upholstery



OLYMPIC FLAT BENCH A996

- + Welded steel frame
- + Heavy-duty vinyl cushions
- + Marine grade double-stitched upholstery
- + Dimensions (LxWxH) : 55.5 x 51.6 x 48 in /
141 x 131 x 122 cm



OLYMPIC DECLINE BENCH A997

- + Welded steel frame
- + Heavy-duty vinyl cushions
- + Marine grade double-stitched upholstery
- + Dimensions (LxWxH) : 63.8 x 51.6 x 48 in /
162 x 131 x 122 cm



OLYMPIC INCLINE BENCH A998

- + Welded steel frame
- + Heavy-duty vinyl cushions
- + Marine grade double-stitched upholstery
- + Dimensions (LxWxH) : 70.9 x 51.6 x 55.1 in / 180 x 131 x 140 cm

OPTIONAL WEIGHT PLATE STORAGE



A996



A997



A998



PREACHER CURL BENCH A999

- + Welded steel frame
- + Heavy-duty vinyl cushions
- + Adjustable seat
- + Marine grade double-stitched upholstery
- + Dimensions (LxWxH) : 48.8 x 30.9 x 37.6 in / 124 x 79 x 95 cm


COLOR OPTIONS

SportsArt strength equipment is coated with durable, metal-flecked powder which is furnace baked, then covered in a high quality clear coat, resulting in a durable finish that resists scratches, aging, and discoloration from oil or disinfectants. Our new standard Graphite color is a deep, modern gray that compliments any gym décor. As an alternative, you can choose from Black Metallic, Pearl White or Platinum for an additional charge.

Our tear-resistant, marine grade upholstery comes in two standard color combinations: Sterling Gray with Flame Orange or Smokey Gray with Jet Black. In addition, there are eighteen other exterior pad color combinations which are available for no additional charge.



Status Series seats (two tone option available)
Performance Series seats (one tone only)



Dual Function and Plate Load Series seats (one tone only)

STERLING GRAY

FLAME ORANGE #4 (STANDARD)




BLACK #3



MAROON RED #5




AQUA GREEN #6




SEA BLUE #7




FOREST GREEN #14



BURNT ORANGE #15




ROYAL BLUE #20



PLUM RED #43



SHAMROCK GREEN #45



SMOKEY GRAY


BLACK #3 (STANDARD)




FLAME ORANGE #4



MAROON RED #5




AQUA GREEN #6




SEA BLUE #7




FOREST GREEN #14



BURNT ORANGE #15



ROYAL BLUE #20



PLUM RED #43



SHAMROCK GREEN #45



graphite (standard)



metallic black







platinum




pearl white

SportsArt FITNESS GYM SETUPS



Sports/Art FITNESS GYM SETUPS



FORCE OF NATURE

